

## STUDY REPORT

**Name and address of sponsor:**

Bayer AG  
Landwirtschaftszentrum Monheim  
Institut für Okobiologie  
51368 Leverkusen  
Germany

**Sponsor's Representative**

Dr Jurgen Keppler

**Name and address of test facility:**

Environmental R&D Team  
Environmental Biology Group  
Central Science Laboratory  
Sand Hutton  
York  
N Yorks YO41 1LZ  
Tel 01904 462515 Fax 01904 462240

**Study Director**

Dr H M Thompson

**Study dates:**

**Initiation**

27 April 2000

**Experiment start**

8 May 2000

**Experiment end**

21 May 2000

**Study Completion**

9 June 2000

**Study Number HT0400d**


**Substance C:**

**Feeding Study with Honey Bees**

*(Apis mellifera).*



HT0400d / MO-02-008335



## 1. Summary

Tests were carried out to determine the effect of feeding Substance C on mortality of adult honey bees (*Apis mellifera* L.) over a 10 day period. All doses and toxicity data for the test substance refer to Substance C as the active ingredient.

Five batches of bees, in groups of 10 bees, were offered 10, 1.0 and 0.1 ng/ml Substance C in 50% w/v aqueous sucrose solution.

Mortality was assessed daily after dosing. Glass test feeders were removed and weighed and replaced with fresh feed each day.


Results indicated that the Substance C had no significant effect on mortality.

This document is not the property of the Ctgb and only provided based on mandatory freedom of information requirements. The document may be subject to rights such as intellectual property and copy rights of third parties. Furthermore, this document may fall under a regulatory data protection regime. Consequently, any publication, distribution, reproduction and/or publishing and any commercial exploitation and use of this document or its content without the permission of the owner of this document may therefore be prohibited and violate the rights of its owner.

Op dit document kunnen rechten van derden rusten, waaronder intellectuele eigendomsrechten en/of auteursrechten. Voorts kan dit document onder een regeling omtrent gegevensbescherming vallen. Het gebruik hiervan zonder de toestemming van de rechthebbende van dit document kan derhalve verboden zijn en een inbreuk opleveren van de rechten van deze rechthebbende.

Publicatie, verspreiding, vermenigvuldiging, commerciële exploitatie en gebruik van dit document kan derhalve verboden zijn en een inbreuk opleveren van de rechten van deze rechthebbende.

This document is geen eigendom van het Ctgb en wordt beschikbaar gemaakt op grond van een wettelijke verplichting tot openbaarmaking. Op dit document kunnen rechten van derden rusten, waaronder intellectuele eigendomsrechten en/of auteursrechten. Voorts kan dit document onder een regeling omtrent gegevensbescherming vallen. Het gebruik hiervan zonder de toestemming van de rechthebbende van dit document kan derhalve verboden zijn en een inbreuk opleveren van de rechten van deze rechthebbende.



## 2. Introduction

This study was carried out on behalf of Bayer AG to establish the effect of feeding Substance C for 10 days on mortality of adult honey bees (*Apis mellifera* L.) in the laboratory.

The honey bee was chosen as the test organism, being representative of the pollinating insects which may be at risk if flowering crops are sprayed with pesticides. The effects of oral exposure are assessed in aqueous sucrose solution.

All doses and toxicity data for the test substance refer to Substance C as the active ingredient.

## 3. Materials and methods

### 3.1 Test substance

Substance C supplied by Bayer AG was used in this study. Each sample of the material tested in this study was uniquely labelled with Test Substance number NBU85. The test substance was stored, as recommended by the sponsor, at 4°C in the dark.

Substance C was dispersed in 50% aqueous sucrose for dosing and stored at 4°C until required.

Although there were no data on the stability of the test substance in solution the test substance was assumed to be stable under the conditions of this study.

### 3.2 Test bees

Test bees for all the tests in this study were adult worker bees (*Apis mellifera* L.) taken from a single colony (colony Thorpe 1) owned and maintained by the Central Science Laboratory's National Bee Unit for use in such tests.

### 3.3 General Method

Worker bees were collected from the hive by using a small amount of smoke, gently shaking them from the combs and transferring them (40-50 per cage) into cylindrical mesh cages.

In the laboratory the mesh cages were placed into the incubator ( $25 \pm 1^\circ\text{C}$ ,  $65 \pm 5\%$  relative humidity) before being used for the test. Immediately prior to treatment each mesh cage of bees was anaesthetised with carbon dioxide gas by placing the cage into a 2 litre beaker filled with  $\text{CO}_2$ .

A range of dose rates and a control were used, with five replicates of 10 bees per dose rate. During the test period the bees were kept in the dark (except during observations) in an incubator at  $25 \pm 1^\circ\text{C}$  and  $65 \pm 5\%$  relative humidity. Mortality

and sub-lethal effects were assessed at 24 hour intervals after the start of the test up to 10 days. The glass test feeders, containing any unconsumed portions of the doses, were removed and weighed daily and fresh test feed was supplied in pre-weighed glass feeders within the cages.

Sub-lethal effects were assessed according to pre-determined categories:

Knocked down (i.e. alive but immobile)

Stumbling (i.e. moving but in a poorly co-ordinated manner)

In this report “solution” is used to include material which may be suspended or dispersed. Homogeneity of such “solutions” of the Substance C were checked visually immediately before use. Solutions of the test doses were mixed well immediately prior to use and were homogenous for the purpose of administration.

Doses for the oral toxicity test (Table 1) were prepared from a stock solution of 3380 ng/ml Substance C in 50% w/v aqueous sucrose. The highest dose was prepared by diluting 0.296 ml stock to 10 ml with 50% w/v aqueous sucrose and then preparing serial dilutions of this. Each group of 10 bees were offered up to 0.4 ml in each of two glass feeders in each test cage.

Control bees were given 50% w/v aqueous sucrose solution.

**Table 1. Oral test dose levels**

Dose group	Substance C ng/ml
1	10
2	1.0
3	0.1
Control	50% w/v aqueous sucrose

The bees were anaesthetised with carbon dioxide immediately before dosing and were gently tipped out onto filter paper and counted into the petri dish cage (drones were discarded). Each group of 10 bees was offered up to 0.8 ml of a given concentration (or controls as above), the dose being measured into two small, pre-weighed, glass feeders within the cage using a variable volume Gilson pipette.

After each 24 hour period the glass feeders were removed, weighed and replaced with fresh feed. The dose consumed was determined by comparison of the weight of the dose remaining in the glass feeders with the weight of a known volume of the test solutions.



#### 4. Results

Substance C readily dissolved in 50% w/v aqueous sucrose at 3380 ng/ ml to give a clear, colourless solution and remained in solution when further diluted in 50% w/v aqueous sucrose.

The mortality results for the oral test are listed in Table 2 for Substance C. Sub-lethal effects recorded are shown in Table 3.

This document is not the property of the Ctgb and only provided based on mandatory freedom of information requirements. The document may be subject to rights such as intellectual property and copy rights of third parties. Furthermore, this document may fall under a regulatory data protection and use of this document or its content without the permission of the owner of this document may therefore be prohibited and violate the rights of its owner.

Publicatie, verspreiding, vermenigvuldiging, commerciële exploitatie en gebruik van dit document of de inhoud hiervan zonder de toestemming van de rechthebbende van dit document kunnen rusten, waaronder intellectuele eigendomsrechten en/of auteursrechten. Voorts kan dit document onder een regeling omtrent gegevensbescherming vallen. Op dit document is geen eigendom van het Ctgb en wordt beschikbaar gemaakt op grond van een wettelijke verplichting tot openbaarmaking. Het document kan derhalve verboden zijn en een inbreuk opleveren van de rechten van deze rechthebbende.

**TABLE 2. Results of oral dosing tests with Substance C**

Cage	Dose ng/ml	Number of bees dead (n=10)										Dose taken ml
		Day 1	Day 2	Day 3	Day 4	Day 5	Day 6	Day 7	Day 8	Day 9	Day 10	
125	10	0	1	1	1	1	1	1	2	6	6	7.09
126	10	0	0	0	0	0	5	5	5	5	5	5.94
127	10	0	1	2	2	4	5	5	5	5	5	6.31
128	10	0	2	2	2	2	2	3	3	3	3	7.04
129	10	0	3	3	3	3	3	3	4	4	7	6.95
130	1	1	3	3	3	2	4	4	4	4	6	7.05
131	1	0	0	0	0	0	5	6	6	6	6	6.27
132	1	0	2	2	2	7	7	7	7	7	8	5.65
133	1	1	2	2	2	5	5	5	5	5	5	6.71
134	1	1	1	1	1	2	3	4	4	4	4	6.91
135	0.1	0	1	1	1	1	2	3	3	4	6	6.67
136	0.1	0	0	0	4	3	4	4	7	7	8	6.93
137	0.1	0	0	0	2	2	2	2	4	4	4	6.85
138	0.1	0	0	0	0	0	5	6	6	6	6	6.54
139	0.1	0	1	1	2	2	2	3	5	5	5	6.22
140	0	0	0	0	4	4	4	4	6	6	6	6.96
141	0	0	1	1	4	1	2	2	2	2	2	7.20
142	0	0	0	0	1	6	6	7	7	7	7	6.28
143	0	0	0	0	0	0	2	4	4	4	5	6.58
144	0	0	0	0	6	6	6	6	6	6	7	5.88

**TABLE 3. Sub-lethal effects observed in oral dosing tests with Substance C.**

Cage	Dose	Number of bees knocked down (K) or stumbling (S) (n=10)										Dose taken
	ng/ml	Day 1	Day 2	Day 3	Day 4	Day 5	Day 6	Day 7	Day 8	Day 9	Day 10	ml
125	10	1K	0	0	0	0	0	0	0	0	0	7.09
126	10	0	0	0	0	1K	0	0	0	0	0	5.94
127	10	0	0	0	0	1K	0	0	0	0	0	6.31
128	10	1K	0	0	0	0	0	0	0	0	0	7.04
129	10	0	0	0	0	0	0	0	0	0	0	6.95
130	1	1K	0	0	0	0	0	0	0	0	0	7.05
131	1	0	0	0	0	0	0	0	0	0	0	6.27
132	1	1K	0	0	0	0	0	0	0	0	0	5.65
133	1	1K	0	0	0	0	0	0	0	0	0	6.71
134	1	0	0	0	0	0	0	0	0	0	0	6.91
135	0.1	0	0	0	0	0	0	0	0	0	0	6.67
136	0.1	0	0	1K	0	1K	0	0	0	0	0	6.93
137	0.1	0	0	1K	0	0	0	0	0	0	0	6.85
138	0.1	0	0	0	0	0	0	0	0	0	0	6.54
139	0.1	1K	0	0	0	0	0	0	0	0	0	6.22
140	0	0	0	0	0	0	0	0	0	0	0	6.96
141	0	0	0	0	0	0	0	0	0	0	0	7.20
142	0	0	0	0	0	0	0	0	0	0	0	6.28
143	0	0	0	0	0	0	1K	0	0	0	0	6.58
144	0	0	0	4K	0	0	0	0	0	0	0	5.88

This document is not the property of the Ctgb and only provided based on mandatory property and copy rights of third parties. Furthermore, this document may fall under regulatory data protection and use of this document without the permission of the owner of this document may therefore be prohibited and violate the rights of its owner.

Publicatie, verspreiding, vermenigvuldiging, commerciële exploitatie en/of verspreiding van de inhoud hiervan zonder de toestemming van de rechthebbende van dit document kan derhalve verboden zijn en een inbreuk opleveren op de rechten van deze rechthebbende.

Op dit document kunnen rechten van derden rusten waaronder intellectuele eigendomsrechten en/of auteursrechten. Voorts kan dit document onderzocht worden op grond van een wettelijke verplichting tot openbaarmaking.

Consequently, any publication, distribution, reproduction and/or publishing and any commercial exploitation and use of this document without the permission of the owner of this document may therefore be prohibited and violate the rights of its owner.

Table 4. Oral toxicity of Substance C

Dose ng/ml	mean mortality (n=50)										Dose mls
	1	2	3	4	5	6	7	8	9	10	
10	0	1	2	2	2	3	3	4	5	5	6.67
1	1	2	2	2	3	5	5	5	5	6	6.52
0.1	0	0	0	2	2	3	4	5	5	6	6.64
0	0	0	0	2	3	4	5	5	5	5	6.58

## Student's t test mortality compared to controls

Dose ng/ml		Day p=									
		1	2	3	4	5	6	7	8	9	10
10	NE	0.0299	0.0169	0.0169	0.2673	0.1790	0.2619	0.1634	0.1468	0.3539	0.4326
1		0.0200	0.0169	0.0169	0.2673	0.4562	0.2465	0.2915	0.4280	0.4280	0.3674
0.1	NE	0.2724	0.2724	0.3288	0.1094	0.1940	0.1959	0.5000	0.4280	0.3674	

NE could not be estimated from data

## 6. Discussion and conclusions

No reduced intake of Substance C was observed even at the highest dose (10 ng/ml). The mortality was not significantly greater in bees offered Substance C treated feed to controls.

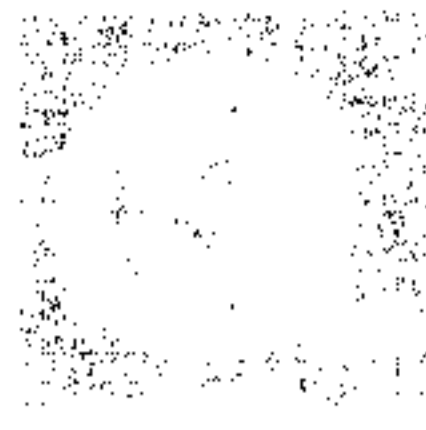
Distribution

Sponsor  
Study Director

Dr J Keppler (2 copies)

Dr H M Thompson, CSL Environmental R&amp;D





## APPENDIX I

### ACTUAL TIMETABLE FOR THE STUDY

This document is not the property of the Ctgb and only provided based on mandatory freedom of information requirements.  
The document may be subject to rights such as intellectual property and copy rights of third parties.  
Furthermore, this document may fall under a regulatory data protection and use of this document or its content without the permission of the owner of this document may therefore be prohibited and violate the rights of its owner.

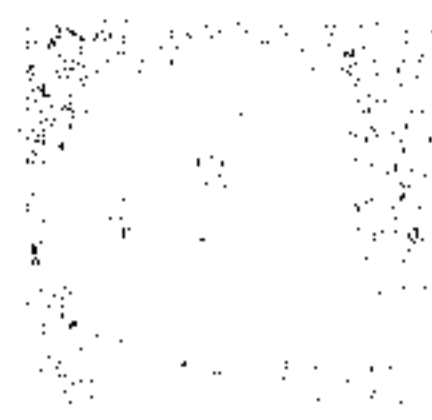
Publicatie, verspreiding, vermenigvuldiging, commerciële exploitatie en gebruik van dit document of de inhoud hiervan zonder de toestemming van de rechthebbende van dit document kan derhalve verboden zijn en een inbreuk opleveren van de rechten van deze rechthebbende.

Voorts kan dit document onder een regeling omtrent intellectuele eigendomsrechten en/of auteursrechten.  
Op dit document kunnen rechten van derden rusten, waaronder intellectuele eigendomsrechten en/of auteursrechten.

Publicatie, verspreiding, vermenigvuldiging, commerciële exploitatie en gebruik van dit document of de inhoud hiervan zonder de toestemming van de rechthebbende van dit document kan derhalve verboden zijn en een inbreuk opleveren van de rechten van deze rechthebbende.

## ACUTE ORAL HONEYBEE TOXICITY TEST HT0400c

Day	Time (hours)	Date & Actual Time	Activity
-3	pm	08/05/00	Dispense test substance
0	-2½	12/05/00	Start bee collection
	-2	12/05/00	Stock prepared and dilutions started
	-1	12/05/00 13:45	Bees in incubator
	-1	12/05/00	Dilutions finished
	0	12/05/00 15:06	Orals dosed
1	+24	13/05/00 15:05	Assess, remove feeders, weigh and replace
2	+48	14/05/00 14:45	Assess, remove feeders, weigh and replace
3	+72	15/05/00 15:00	Assess, remove feeders, weigh and replace
4	+96	16/05/00 15:11	Assess, remove feeders, weigh and replace
5	+120	17/05/00 15:16	Assess, remove feeders, weigh and replace
6	+144	18/05/00 16:12	Assess, remove feeders, weigh and replace
7	+168	19/05/00 14:45	Assess, remove feeders, weigh and replace
8	+192	20/05/00 14:40	Assess, remove feeders, weigh and replace



9	+216	21/05/00 14:25	Assess, remove feeders, weigh and replace
10	+240	22/05/00 14:33	Assess, remove feeders, weigh and replace

This document is not the property of the Ctgb and only provided based on mandatory freedom of information requirements.  
Furthermore, this document may fall under a regulatory data protection and use of this document or its content without the permission of the owner of this document may therefore be prohibited and violate the rights of its owner.

Publicatie, verspreiding, vermenigvuldiging, commerciële exploitatie en gebruik van dit document of de inhoud hiervan zonder de toestemming van de rechthebbende van dit document kan derhalve verboden zijn en een inbreuk opleveren van de rechten van deze rechthebbende.

Op dit document kunnen rechten van derden rusten, waaronder intellectuele eigendomsrechten en/of auteursrechten.  
Voorts kan dit document onder een regeling omtrent gegevensbescherming vallen.

## STUDY REPORT AMENDMENT 1

**Name and address of sponsor:** Bayer AG  
Landwirtschaftszentrum Monheim  
Institut für Okobiologie  
51368 Leverkusen  
Germany

**Sponsor's Representative** Dr Jurgen Keppler

**Name and address of test facility:** Environmental R&D Team  
Environmental Biology Group  
Central Science Laboratory  
Sand Hutton  
York  
N Yorks YO41 1LZ  
Tel 01904 462515, Fax 01904 462240

**Study Director** Dr H M Thompson

**Study dates:**

**Initiation** 27 April 2000

**Experiment start** 8 May 2000

**Experiment end** 21 May 2000

**Study Completion** 9 June 2000

**Study Number HT0400d**

**Substance C:**  
**Feeding Study with Honey Bees**  
**(*Apis mellifera*).**

**HT0400d**

**Clarification**

The bees used were fully developed nurse bees which had not just emerged, i.e. they did not still have hairs on their thorax and had fully extended wings. As guidance they were between 2 days and 2-3 weeks of age

This document is not the property of the Ctgb and only provided based on mandatory freedom of information requirements.  
This document is geen eigendom van het Ctgb en wordt beschikbaar gemaakt op grond van een wettelijke verplichting tot openbaarmaking.  
Op dit document kunnen rechten van derden rusten, waaronder intellectuele eigendomsrechten en/of auteursrechten.  
Voorts kan dit document onder een regeling omtrent gegevensbescherming vallen.  
Publicatie, verspreiding, vermenigvuldiging, commerciële exploitatie en gebruik van dit document of de inhoud hiervan zonder de toestemming van de rechthebbende van dit document kan derhalve verboden zijn en een inbreuk opleveren van de rechten van deze rechthebbende.  
Consequently, any publication, distribution and/or publishing and any commercial exploitation and use of this document or its content without the permission of the owner of this document may therefore be prohibited and violate the rights of its owner.

## Amendment to Report No. HT0400d

### Identification of test substance

Code name in report: Test substance C  
Name of test substance: 6-Chloronicotinic acid

Origin of test substance: Bayer AG, Leverkusen  
PF-F/FT-EA

Specification  
Substance no. 870922ELB06  
a.i. content: 99,6 %  
Date of analysis: 8.8.1995  
Expiry date: 1.8.2000

Delivered to: Bayer AG  
Institute for Environmental Biology  
Laboratory for non-target arthropods  
Internal laboratory no. 220

Date of reception: 13.4.2000

Contract laboratory: Central Science Laboratory, York, United Kingdom

Date of delivery as substance C: 19.4.2000  
Delivered amount: 0.23 g  
Order no.: 2670

Leverkusen, 21.6.00

Dr J. Keppler